

COAST TO AM COAST

PODCAST INSTRUCTIONS FOR iTunes

SYSTEM REQUIREMENTS

In order to run iTunes, please see the system requirements at <http://www.apple.com/itunes/download/>.

A NOTE ON DOWNLOADING DIRECTLY TO MOBILE DEVICES

Please note that due to the secure authentication process required for our paid subscription podcasts, downloading directly to your mobile iOS device is not possible, via either iTunes or the Apple podcast app. All iTunes downloads must be performed on a personal computer and then synced to your mobile device.

When listening to the episodes in the podcast app, the app may give you an error stating “Unable to Authorize,” as it is trying to sync the podcast. To disable this message, please see our help page at <http://help.coasttocoastam.com/customer/portal/articles/1336293-can-i-use-the-apple-podcast-app-to-download-my-premiere-radio-networks-subscription-podcast>.

COAST INSIDER MEMBERSHIP IS REQUIRED

A paid **Coast Insider** membership is needed in order to access the podcasts. If you do not currently have a membership, you can purchase one here: <https://members.premiereinteractive.com/pcd/document?ikey=99989IGTZ>



**Coast Insider
MEMBERSHIP**

Subscribe to Coast Insider

Sign up to become a **Coast Insider** and listen to the show live or on-demand with your computer or mobile device. All audio streams are delivered in high quality, crystal clear audio.

All Coast Insider benefits:

- Last five years of audio archives on our website
- Audio streaming or downloadable MP3s of show archives
- Media access through website or mobile app
- Chat with hosts & special guests
- iTunes podcast
- Direct e-mail to main show host

You can choose **Coast Insider** for just \$6.95 each month, \$29.95 for 6 months or \$54.95 for 12 months.

[Coast Insider also available as a gift](#)

INITIAL SETUP OF THE COAST TO COAST AM PODCAST FOR iTunes

1 Get and launch the latest version of iTunes

Option A: Download iTunes

If needed, download and install iTunes for PC or Mac from <http://www.apple.com/itunes/download/>. Once installed, launch iTunes and follow the on-screen setup instructions.

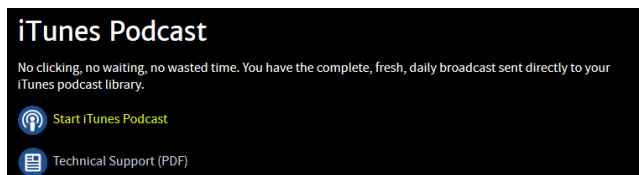
Option B: Update iTunes

If a previous version of iTunes is installed, please run “Apple Software Update” instead. To start the update, go to the “Help” menu and select “Check for Updates.” Launch iTunes after updates have finished installing.

2 Subscribe to the podcast

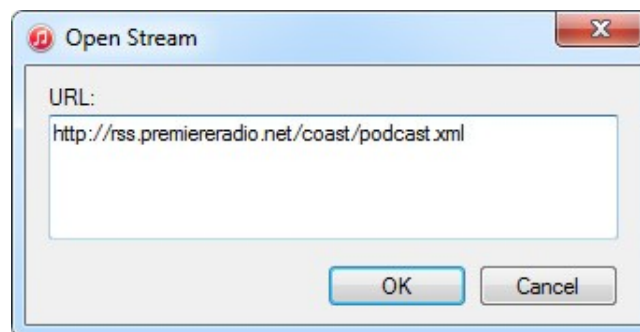
Option A: From the Coast to Coast AM site

On www.coasttocoastam.com/coastinsider, click the “Start iTunes Podcast” link. This will automatically launch iTunes and auto load the **Coast to Coast AM** podcast feed into the “Podcast” section of iTunes.



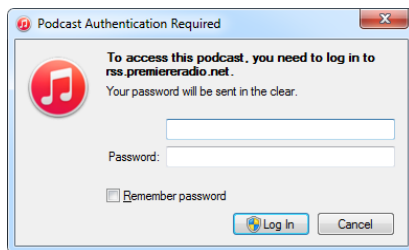
Option B: From iTunes

If auto-load does not occur within the iTunes player, go to the “File” menu and select “Subscribe to Podcast.” In the “Open Stream” box, paste the following URL: <http://rss.premiereradio.net/coast/podcast.xml> then click the “OK” button.



Enter your Coast Insider username and password

When prompted within iTunes, enter your Coast Insider username and password, not your Apple ID, and checkmark “Remember password.” *Note: This only verifies that you are authorized to download the podcast and will not affect your iTunes settings.*



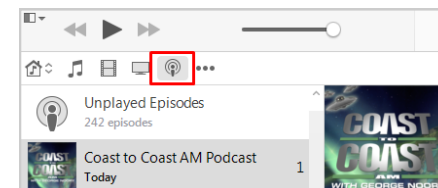
INITIAL SETUP OF THE COAST TO COAST AM PODCAST FOR iTunes

3 Download the podcast

Podcast will load into iTunes

The **Coast to Coast AM** podcast will load into your “Podcasts” library in iTunes.

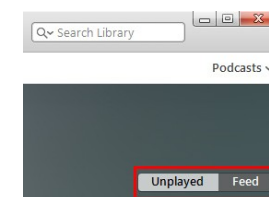
Note: If you do not see it, make sure that you have selected the “Podcasts” option at the top of the left menu pane.



Go to the Coast to Coast AM podcast

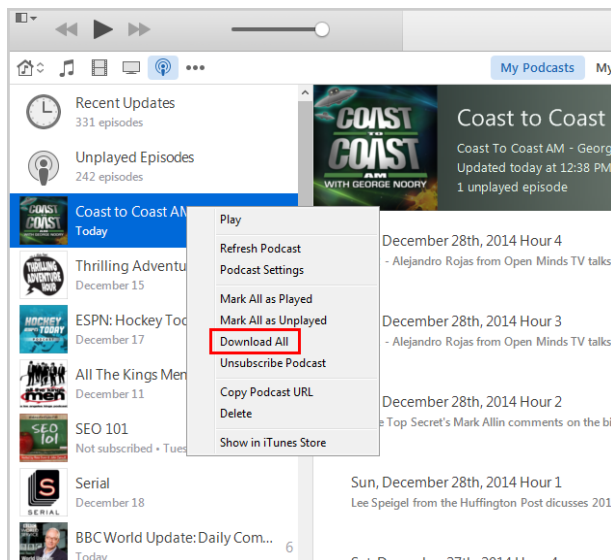
Click on the **Coast to Coast AM** podcast in the left library pane.

Note: If you see only the single downloaded hour, you are likely in the “Unplayed” view. Switch to the “Feed” view and all episodes available for download should appear.






Option A: Download all episodes

In the left pane, right-click over the **Coast to Coast AM** podcast. Select “Download All.”



Option B: Download individual hours

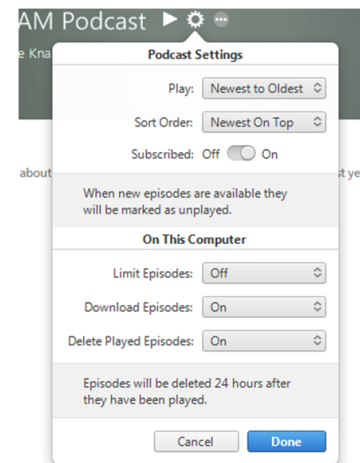
- To download individual hours available, click the download icon next to each hour. 
- While a file is downloading, a small gray circle  will start to fill to the left of the name of the file.
- When the file has finished downloading, the circle will turn blue to indicate it is new and has not been listened to yet. 
- After the file has been listened to, the circle will disappear altogether.

CUSTOMIZING THE SETTINGS FOR THE iTunes AUTO-DOWNLOAD

4 Define your settings

Podcast will load into iTunes

Click the gear icon to the right of the podcast in the main “Podcast” library pane. In the “Podcast Settings” box, we recommend the settings in the image at the right. After you have finished, click the “Done” button.



PLAYING THE COAST TO COAST AM PODCAST AUDIO IN iTunes

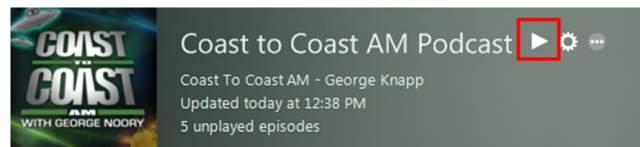
5 Play the hour of your choice

Option A: Double-click on the file of choice

Find the hour you wish to listen to and double-click it to start listening.

Option B: From iTunes

Select the hour you want to listen to by clicking on it once. Click the play arrow at the top of the right pane. *Note: If you do not hear any audio, be sure the volume bar in iTunes is positioned to the right and verify that your computer system's volume is up and speakers are on.*

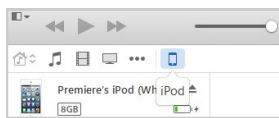


SYNCING THE COAST TO COAST AM PODCAST TO YOUR APPLE DEVICE

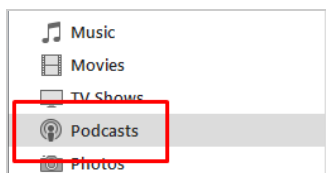
6 Set up and sync your iPod, iPhone or iPad

Follow these instructions:

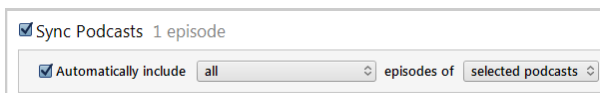
1. Attach your iPod, iPhone or iPad to your computer using your USB cable.
2. Select your device in iTunes by clicking your device's icon in the upper right side of the left pane.



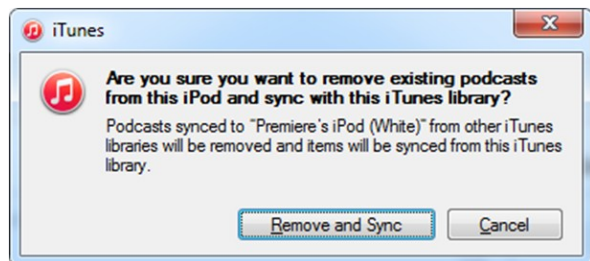
3. Go to your podcasts in the left pane by selecting the "Podcasts" option.



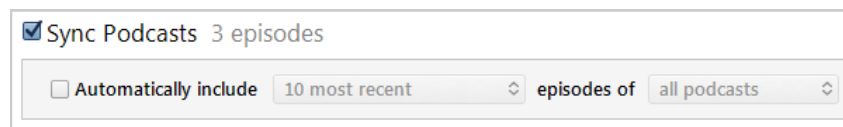
4. Check the "Sync Podcasts" checkbox.



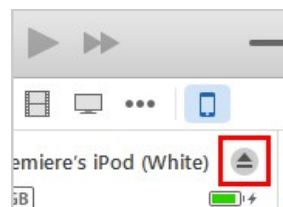
5. Select "Remove and Sync" when iTunes prompts you to.



6. iTunes will default to automatically include "All Unplayed" episodes of "All Podcasts." Use the second drop down menu to change this setting to include "All" episodes of "Selected Podcasts." *Note: You can customize this setting as you wish.*
7. Checkmark "**Coast to Coast AM** podcast." This will select all downloaded hours of the podcast. *Note: Selecting "Sync Podcast" and "Automatically Include" may cause previously downloaded episodes to disappear.*



8. Click "Apply" in the bottom right hand corner of the main window. This will automatically sync these files to your iOS device.
9. When ready to detach the iPod for listening, click the eject icon next to your device's name in the upper left corner. *Note: For more information on syncing your iPod, iPhone or iPad, go to <http://www.apple.com/support/itunes/>.*



7 Play the podcast

1. To play the **Coast to Coast AM** podcast on your iPod, iPhone or iPad, open the podcast app on your device.
2. Click the **Coast to Coast** podcast image.
3. Scroll to the hour of your choice and then tap it for playback.

FREQUENTLY ASKED QUESTIONS

How do I control the order of the podcasts on my device?

In the list view on your iPod, iPhone or iPad, you can control the way iTunes categorizes the order of your items by release date, either oldest first or newest first. Do this by clicking the arrow to the right of the podcast title at the top of the screen and changing the sort and play orders to “Oldest” or “Newest,” according to your preference.

Within the iPod, the **Coast to Coast AM** podcast is listed only in chronological order by date and hour. You can create your own playlist in iTunes and arrange them in the order you wish to hear the show and then sync to your iPod.

Note: After you have completed playback of any given hour in the podcast category, your iPhone, iPad or iPod will take you back to the main podcast menu. This is normal.

Note: For more details on creating a playlist within iTunes, go to: <http://www.apple.com/support/itunes/>

If my podcasts are not downloading, how do I fix that?

Check to make sure that you are still subscribed to the podcast by tapping the right arrow next to the podcast title at the top of the screen. Make sure the subscription switch is flipped to “On.”

If you have not accessed the **Coast to Coast AM** podcast in iTunes for more than 5 days, iTunes will stop automatically downloading the podcast. To correct this and resume automatic downloads click the exclamation point (!) button to the right of the **Coast to Coast AM** podcast feed. When asked to resume this podcast, click the “Yes” button. Click the refresh button (arrow semi-circle) in the lower left corner of iTunes.

For additional iTunes questions and general support, go to: <http://www.apple.com/support/itunes/>

For Coast to Coast AM customer support, go to: <http://help.coasttocoastam.com/>

Copyright © 2015 – Premiere Networks